Dollvet
BIOTECHNOLOGY

AGAINST ANTIBIOTIC RESISTANCE
PREVENTIVE MEDICINE

Boost the Immunity with İmmudoll^{CG}!

Immunostimulants increase serum antibody titers by directly activating the host's immune system or by enhancing the host's immune response.





İMMUDOLL CG

IMMUNOSTIMULANT
SUSPENSION FOR INJECTION

Dollvet
BIOTECHNOLOGY

Preweaning Diseases Threaten Economic Sustainability

Since the placenta of cattle does not allow antibodies to be transferred to the calf, the newborn calf is highly susceptible to pathogens. The resistance of calves to diseases is closely related to the timely consumption of sufficient amounts of high-quality colostrum.

The quality of colostrum varies according to the number of calvings, nutritional status and vaccination of the cow against neonatal diseases.

Vaccination of mothers against neonatal diseases prevents the spread of disease by increasing the antibody density and diversity in colostrum, reducing the shedding of infectious agents by calves, and increases the resistance of newborns exposed to disease agents.

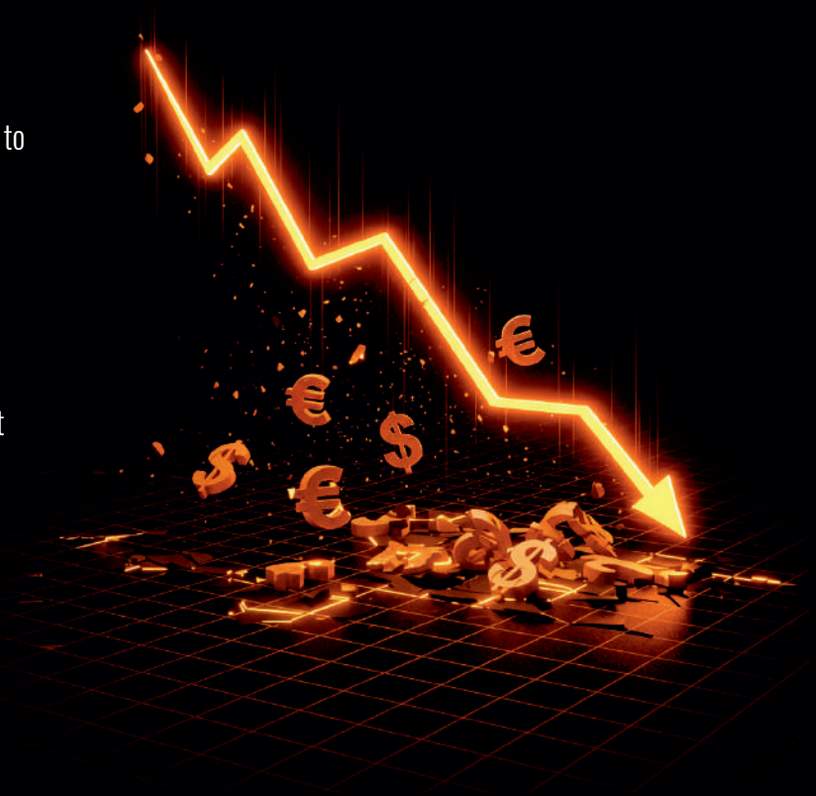

Long term consequences of diseases during the preweaning stage

Diseases during the preweaning stage significantly affect the economic viability of dairy operations due to the costs associated with treatments, potential long-term effects on performance and calf losses.

Diarrhea and respiratory tract infections seen during weaning can delay the first calving age by up to 6 months.

Diarrhea is associated with a 325-kg reduction milk production.

The carcass weight of animals treated for respiratory tract infections decreases by up to 19 kg.

Dollvet
BIOTECHNOLOGY

Effect of İmmudoll^{CG} on Antibody Titers



Immunostimulants increase serum antibody titers by directly activating the host's immune system or by enhancing the host's immune response.

The effect of İMMUDOLL^{CG} on vaccine antibody levels was investigated using 3 different inactivated vaccines.

- Vaccine group (n=15): Vaccination was administered on days 0 and 20.
- Vaccine + İMMUDOLL^{CG} group (n=15): Vaccination and İMMUDOLL CG was administered on days 0 and 20.
- Vaccine antibody titers were checked on the 20th, 30th, 45th and 60th days.

Antibody values when İmmudoll^{CG} was used with 3 different inactivated vaccines

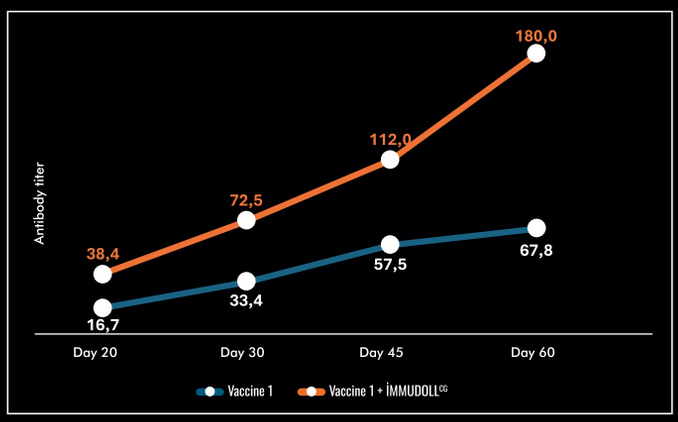

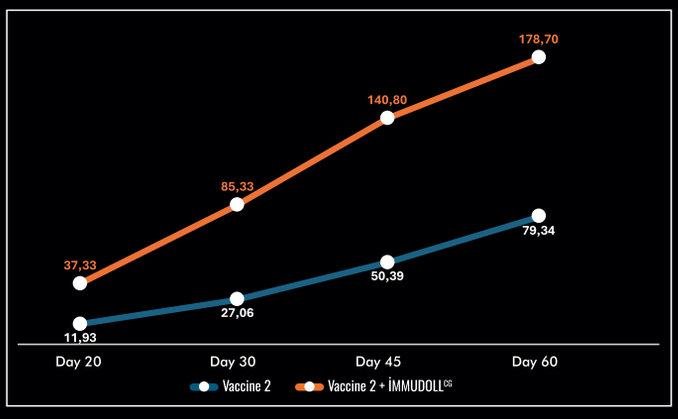

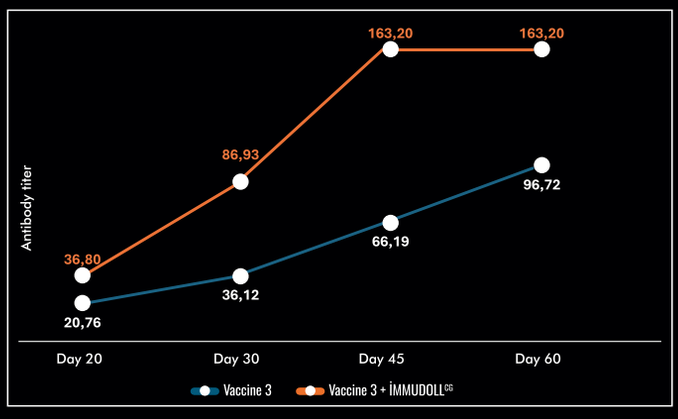

RESULTS:

İMMUDOLL^{CG} strengthens the immune response in vaccinated animals and provides higher antibody levels compared to the control group from day 20 to day 60.

Dollvet
BIOTECHNOLOGY





İMMUDOLL^{CG}
strengthens immunity and helps increase vaccine antibody titers.

İMMUDOLL^{CG}
IMMUNOSTIMULANT
SUSPENSION FOR INJECTION

Active ingredient:
Inactive Cutibacterium granulosum, 20 mg/ml.

		Recommendation for Use
Route of Administration	Intramuscular or Subcutaneous	**Aid for prevention:** 2 doses with 7 days interval **Aid for treatment:** 2 doses with 3 days interval **Immunostimulation of calves and lambs:** 2 doses with 7 days interval 30 to 60 days before calving/lambing
Dose of Administration	0,2 ml /10 kg body weight	

References

- Abuelo A. et al., Effect of preweaning disease on the reproductive performance and first-lactation milk production of heifers in a large dairy herd, Journal of Dairy Science Vol. 104 No. 6, 2021.
- Cho Y. et al., An overview of calf diarrhea - infectious etiology, diagnosis, and intervention, J. Vet. Sci., 2014.
- Wilson B. K., et al. Effect of bovine respiratory disease during the receiving period on steer finishing performance, efficiency, carcass characteristics, and lung scores. The Professional Animal Scientist 2017, 33:24–36.
- Wang G. Et al., Exploiting bacterial-origin immunostimulants for improved vaccination and immunotherapy: current insights and future directions, Cell & Bioscience (2024) 14:24.

/ Dollvet
dollvet@dollvet.com.tr www.dollvet.com.tr

AGAINST ANTIBIOTIC RESISTANCE
PREVENTIVE MEDICINE

Please scan the QR code to review the product.